


Elastomeric Bearings



*Elastomeric Bearings for heavy
Mass-Spring-Systems*

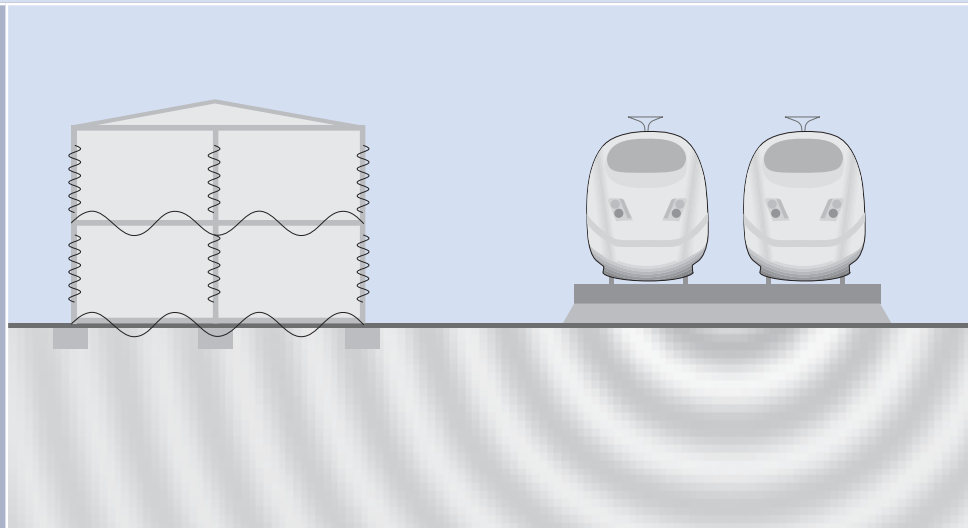
Not a Chance for Vibrations

The operating Mode of heavy Mass-Spring-Systems (Floating Slab Track)

Rail vehicles cause vibrations which propagate through the ground. They can annoy humans, impair the function of technical devices or damage buildings. For a best possible protective action Mass-Spring-Systems (MSS) are used. Such systems at the same time have a big mass as well as supporting points with low stiffness, if technically possible. This way a low tuning frequency can be achieved, providing a maximum of protective action.

The mass consists of a concrete slab or a concrete trough filled with track ballast. Resilient elastomeric bearings are used as spring elements which as single supporting points are placed below the concrete elements. Each bearing carries many tons of mass. Along with a low spring stiffness of the elastomeric bearings the requested low tuning frequency is achieved.

Heavy Mass-Spring-Systems are used with tunnels and elevated rail tracks of light railway, main railway or underground lines running closely along or below buildings. If less protective action



is required also Mass-Spring-Systems with elastomeric track mats as spring elements can be used.

Dynamic Properties of the MSS elastomeric Bearings

The stiffness of elastomeric bearings increases with rising frequency of the vibrations affecting them. This effect is called dynamic hardening and should be as small as possible, because otherwise the effectiveness with higher frequencies is impaired. Calenberg MSS elastomeric bearings have an excellent

dynamic behaviour. For standard bearing forces and frequencies the dynamic hardening of the elastomeric bearings is less than 30 %.

The MSS elastomeric bearings are made from high quality natural rubber (NR) and proven quality synthetic chloroprene rubber (CR) respectively. Such bearings and materials have been used successfully for decades. The bearings are manufactured according to DIN 4141 (structural bearings). The share of chloroprene rubber is more than 60 %.



Picture 1: Lifting of the Concrete Element



Picture 2: Hydraulic Press

This synthetic material is highly durable and resistant to:

- Ozone
- Atmospheric influences
- Environmental influences, such as SO₂, NO_x and HCl

MSS elastomeric bearings come in different standard sizes and stiffnesses (table 1). Custom designs are possible if requested. Thus each Mass-Spring-System is provided with individually fitted bearings.

Mounting and Placement of the Bearings

The bearings are mounted in pairs and symmetrically to the track axis (see also pictures 4 and 5). In order to be able to mount the bearings and to replace them if necessary, the concrete elements of the Mass-Spring-System are provided with inspection holes.

With cast in situ concrete elements the elastomeric bearings are mostly built in subsequently. For that the concrete elements have to be lifted after they have hardened. This happens by means of cross beams fixed to the concrete ele-

ments (picture 1) and hydraulic presses pushing upwards the beams and elements respectively (picture 2). The inspection holes are then used to push the bearings into their final positions underneath the concrete component (picture 3).

In comparison prefabricated components can be put straight onto the elastomeric bearings which were put into position before.

Test Certificates

Among others the MSS elastomeric bearings were tested and certified by the following testing institutes:

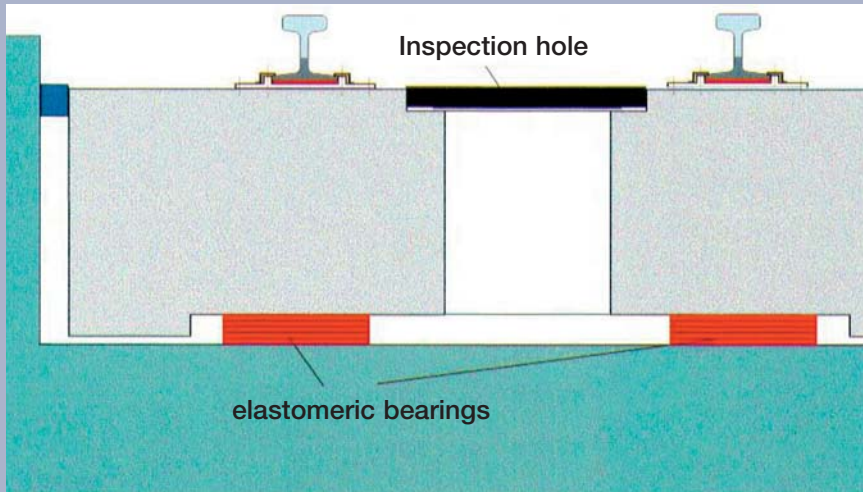
- TU München
- TU Berlin
- MPA Dortmund
- Bayer AG



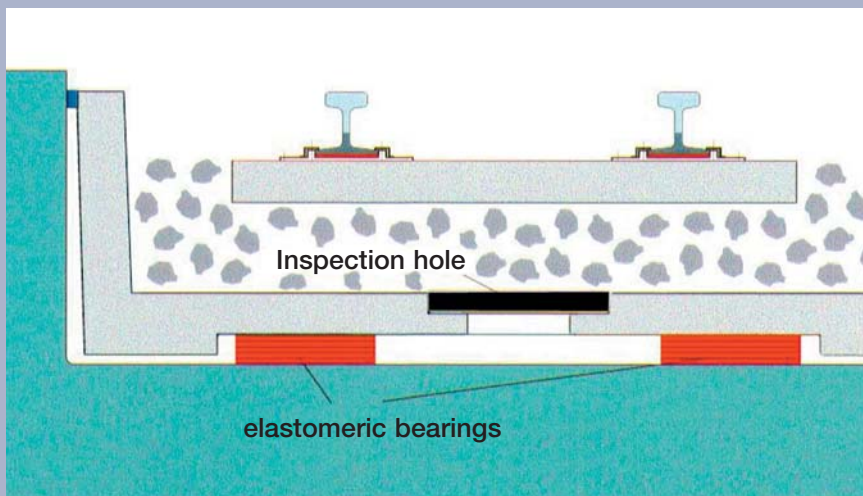
Picture 3: Positioning of the MSS elastomeric Bearings

Small Spring Elements with great Effect

Technical Data



Picture 4: MSS with Concrete Slab Track (schematic)



Picture 5: MSS, Concrete Trough filled with Track Ballast (schematic)

Technical Data Standard Elastomeric Bearings

	Type 1	Type 2	Type 3
Length [mm]	-	210	335
Width [mm]	-	210	335
Diameter [mm]	240	-	-
Thickness [mm]	59	59	69
Weight [kg]	4	4	13
Bearing Capacity [kN]	100-250		
Static Stiffness [kN/mm]	7-30		

Table 1: Standard elastomeric Bearings



Picture 6: Section through MSS Bearing

Calenberg Ingenieure,
planmäßig elastisch lagern GmbH
Am Knübel 2-4
D-31020 Salzhemmendorf
Tel. +49 (0) 5153/9400-0
Fax +49 (0) 5153/9400-49
info@calenberg-ingenieure.de
www.calenberg-ingenieure.de

The contents of this publication are the result of many years of research and experience gained in application technology. All information is given in good faith; it does not represent a guarantee with respect to characteristics and does not exempt the user from testing the suitability of products and from ascertaining that the industrial property rights of third parties are not violated. No liability whatsoever will be accepted for damage – regardless of its nature and its legal basis – arising from advice given in this publication. This does not apply in the event that we or our legal representatives or management are found guilty of having acted with intent or gross negligence. No liability is borne for damage due to ordinary negligence. This exclusion of liability applies also to the personal liability of our legal representatives and employees and other persons employed in performing our obligations.